COAXIAL CABLES RG



CATALOGUE 141

Index COAXIAL CABLE RG

Productgr. Item	Description				Page
111	**COAXIAL CABLE RG MIL**				
I212	RG 174/U	MIL M17/119		BLACK	1.03
I204	RG 58 C/U	MIL M17/028		BLACK	1.03
I013	RG 58 C/U	MIL M17/028		WHITE	1.04
I215	RG 223/U	MIL M17/084		BLACK	1.04
I218	RG 213/U	MIL M17/074		BLACK	1.05
I213	RG 214/U	MIL M17/075		BLACK	1.05
I205	RG 59 B/U	MIL M17/029		BLACK	1.06
I203	RG 11/U	MIL M17/006		BLACK	1.06
112	**COAXIAL CABLE RG**				
I043	RG 174/U	MIL C17		BLACK	1.07
I014	RG 58 C/U	LOW LOSS		BLACK	1.07
I012.1	RG 58 C/U	MIL C17		BLACK	1.08
I215.1	RG 223/U	MIL C17		BLACK	1.08
I213.1	RG 214/U	MIL C17		BLACK	1.09
I217.1	RG 213/U	MIL C17		BLACK	1.09
I219.3	RG 59 B/U	MIL C17		BLACK	1.10
I037.1	RG 11/U	MIL C17		BLACK	1.10
113	**SPECIAL COAXIAL CABLE RG**				
I158	RG 8/XX	LOW LOSS		BLACK	1.11
I999/N	XT 2.400	LOW LOSS		BLACK	1.11
I021	RG 213/U	MIL M17/074		WHITE	1.12
I114	RG 213/XS	LOW LOSS		BLACK	1.12
I019	RT 50/20	LOW LOSS		BLACK	1.13
I035	RT 50/200	AIR PLUS		BLACK	1.13
115	**SPECIAL COAXIAL CABLE RG**				
I022	RG 59 B/U	DOUBLE SHIELD		BLUE	1.14
I219.3PE	RG 59 B/U	UNDERGROUND		BLACK	1.14
I210	RG 59 B/U	PUR		ORANGE	1.15
I216	RG 11/U	PUR		ORANGE	1.15
I203AR	RG 11/U	ARMORED		BLACK	1.16
I205AR	RG 59 B/U	ARMORED		BLACK	1.16
117	**COAXIAL CABLE RG - IEC 60332.3A - IEC 60754.1**				
I204ZH	RG 58 C/U	MIL M17/028	IEC 60754.1	BLACK	1.17
I218ZH	RG 213/U	MIL M17/074	IEC 60754.1	BLACK	1.17
I205ZH	RG 59 B/U	MIL M17/029	IEC 60754.1	BLACK	1.18
I203ZH	RG 11/U	MIL M17/006	IEC 60754.1	BLACK	1.18
I219.3ZH	RG 59 B/U	MIL C17	IEC 60754.1	BLACK	1.19
I037ZH	RG 11/U	MIL C17	IEC 60754.1	BLACK	1.19

PROSPECTA GROUP

111 COAXIAL CABLE RG MIL

Item	**I212**
Description	**RG 174/U MIL M17/119**
Application	Radio-frequency systems 50 OHM impedance passing through small spaces and short distance with a low power.

Construction

Ineer Conductor	Material	Copperweld
	Type	Stranded
	n x mm	7 x 0,16
Dielectric	Material	Polyethylene
	Color	Transparent
	Diameter	1,50 ± 0,05
	Material	Tinned Copper
Shield	Costruction	16 x 4 x 0,10
	Coverage	85%
Jacket	Material	PVC UV-Resistant
	Color	Black
	Diameter	2,80 ± 0,10

Weight	kg / km	13,0
Standards	MIL M17/119 - HD 605/A1 (UV resistance) - ROHS	

Technical Data

Impedance	Ohm	50 ± 3
Capacity	pF/m	99
Velocity Ratio	%	66
Inner Conductor Resistance	Ohm/km	300,0
Shield Resistance	Ohm/km	35,1
Return Loss 100-300 MHz	dB	> 30
Return Loss 300-900 MHz	dB	> 28
Screening Efficiency 100-900 MHz	dB	> 55
Temperature Range	Fixed Install.	- 15 °C / + 70 °C
Min. Bending Radius	Fixed Install.	10 x Diameter

Nominal attenuations @ 20°C

MHz	dB / 100
50	19,1
100	28,1
200	39,4
400	57,4
800	69,5
1000	98,5

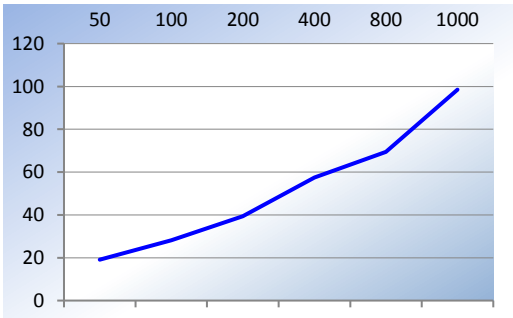

Item	**I204**
Description	**RG 58 C/U MIL M17/028**
Application	Radio-frequency systems 50 OHM impedance up to 430 MHz with average power.

Construction

Ineer Conductor	Material	Tinned Copper
	Type	Stranded
	n x mm	19 x 0,18
Dielectric	Material	Polyethylene
	Color	Transparent
	Diameter	2,95 ± 0,05
	Material	Tinned Copper
Shield	Costruction	16 x 7 x 0.12
	Coverage	93%
Jacket	Material	PVC UV-Resistant
	Color	Black
	Diameter	5,00 ± 0,10

Weight	kg / km	37,5
Standards	MIL M17/028 - HD 605/A1 (UV resistance) - ROHS	

Technical Data

Impedance	Ohm	50 ± 2.5
Capacity	pF/m	98
Velocity Ratio	%	66
Inner Conductor Resistance	Ohm/km	38,4
Shield Resistance	Ohm/km	17,0
Return Loss 100-300 MHz	dB	> 35
Return Loss 300-900 MHz	dB	> 30
Screening Efficiency 100-900 MHz	dB	> 55
Temperature Range	Fixed Install.	- 15 °C / + 70 °C
Min. Bending Radius	Fixed Install.	10 x Diameter

Nominal attenuations @ 20°C

MHz	dB / 100
50	9,5
100	13,6
200	22,8
400	33,6
800	50,1
1000	56,9

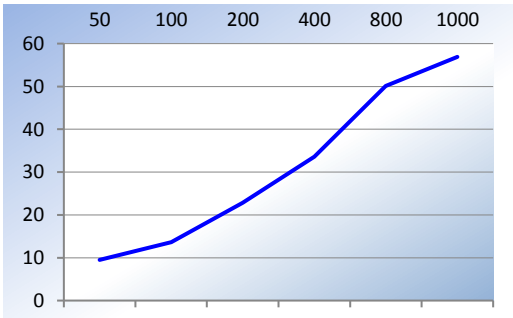

111 COAXIAL CABLE RG MIL

Item	**I013**
Description	**RG 58 C/U MIL M17/028**
Application	Radio-frequency systems 50 OHM impedance up to 430 MHz with average power for nautical applications.

Construction

Ineer Conductor	Material	Tinned Copper
	Type	Stranded
	n x mm	19 x 0,18
Dielectric	Material	Polyethylene
	Color	Transparent
	Diameter	2,95 ± 0,05
	Material	Tinned Copper
Shield	Costruction	16 x 7 x 0.12
	Coverage	93%
Jacket	Material	PVC UV-Resistant
	Color	White
	Diameter	5,00 ± 0,10

Weight	kg / km	37,5
Standards	MIL M17/028 - HD 605/A1 (UV resistance) - ROHS	

Technical Data

Impedance	Ohm	50 ± 2.5
Capacity	pF/m	98
Velocity Ratio	%	66
Inner Conductor Resistance	Ohm/km	38,4
Shield Resistance	Ohm/km	17,0
Return Loss 100-300 MHz	dB	> 35
Return Loss 300-900 MHz	dB	> 30
Screening Efficiency 100-900 MHz	dB	> 55
Temperature Range	Fixed Install.	- 15 °C / + 70 °C
Min. Bending Radius	Fixed Install.	10 x Diameter

Nominal attenuations @ 20°C

MHz	dB / 100
50	9,5
100	13,6
200	22,8
400	33,6
800	50,1
1000	56,9

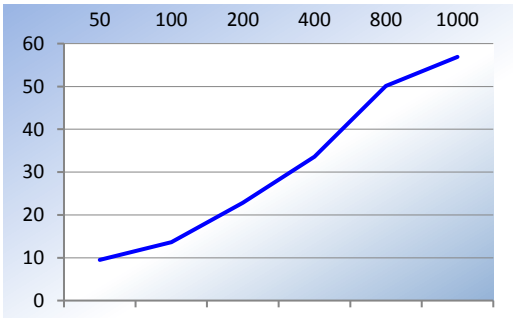

Item	**I215**
Description	**RG 223/U MIL M17/084**
Application	Radio-frequency systems 50 OHM impedance up to 430 MHz with average power. Very resistant to oxidation thanks to silver plated copper.

Construction

Ineer Conductor	Material	Silvered Copper
	Type	Solid
	n x mm	1 x 0,90
Dielectric	Material	Polyethylene
	Color	Transparent
	Diameter	2,95 ± 0,05
	Material	Silvered Copper
Shield	Costruction	16 x 7 x 0.13
	Coverage	94%
	Material	Silvered Copper
	Costruction	16 x 7 x 0.13
	Coverage	89%
Jacket	Material	PVC UV-Resistant
	Color	Black
	Diameter	5,40 ± 0,10

Weight	kg / km	49,5
Standards	MIL M17/084 - HD 605/A1 (UV resistance) - ROHS	

Technical Data

Impedance	Ohm	50 ± 2
Capacity	pF/m	97
Velocity Ratio	%	66
Inner Conductor Resistance	Ohm/km	27,1
Shield Resistance	Ohm/km	5,5
Return Loss 100-300 MHz	dB	> 35
Return Loss 300-900 MHz	dB	> 30
Screening Efficiency 100-900 MHz	dB	> 70
Temperature Range	Fixed Install.	- 15 °C / + 70 °C
Min. Bending Radius	Fixed Install.	10 x Diameter

Nominal attenuations @ 20°C

MHz	dB / 100
50	10,2
100	14,9
200	23,8
400	33,2
800	43,9
1000	54,7

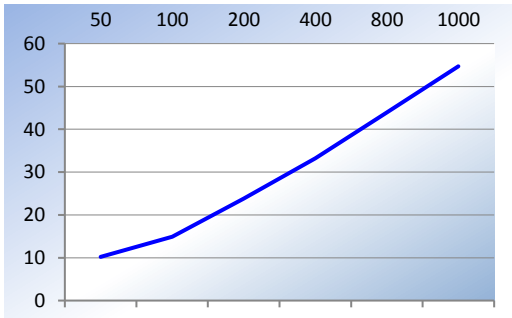

PROSPECTA GROUP

111 COAXIAL CABLE RG MIL

Item	**I218**
Description	**RG 213/U MIL M17/074**
Application	Radio-frequency systems 50 OHM impedance up to 430 MHz with high power.

Construction

Ineer Conductor	Material	Bare Copper
	Type	Stranded
	n x mm	7 x 0,75
Dielectric	Material	Polyethylene
	Color	Transparent
	Diameter	7,25 ± 0,05
	Material	Bare Copper
Shield	Costruction	24 x 8 x 0.18
	Coverage	97%
Jacket	Material	PVC UV-Resistant
	Color	Black
	Diameter	10,30 ± 0,10



Weight	kg / km	154,0
Standards	MIL M17/074 - HD 605/A1 (UV resistance) - ROHS	

Technical Data

Impedance	Ohm	50 ± 2
Capacity	pF/m	97
Velocity Ratio	%	66
Inner Conductor Resistance	Ohm/km	5,7
Shield Resistance	Ohm/km	3,2
Return Loss 100-300 MHz	dB	> 30
Return Loss 300-900 MHz	dB	> 28
Screening Efficiency 100-900 MHz	dB	> 60
Temperature Range	Fixed Install.	- 15 °C / + 70 °C
Min. Bending Radius	Fixed Install.	10 x Diameter

Nominal attenuations @ 20°C

MHz	dB / 100
50	4,5
100	6,3
200	9,4
400	13,8
800	21,7
1000	25,7

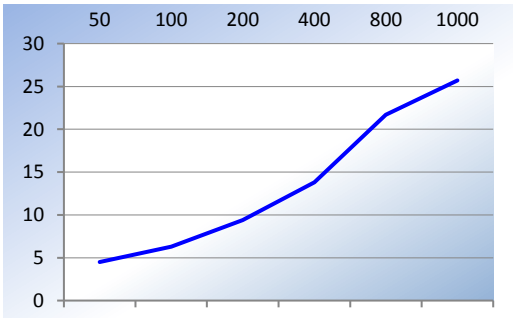

Item	**I213**
Description	**RG 214/U MIL M17/075**
Application	Radio-frequency systems 50 OHM impedance up to 430 MHz with average power. Very resistant to oxidation thanks to silver plated copper.

Construction

Ineer Conductor	Material	Silvered Copper
	Type	Stranded
	n x mm	7 x 0,75
Dielectric	Material	Polyethylene
	Color	Transparent
	Diameter	7,25 ± 0,05
	Material	Silvered Copper
Shield	Costruction	24 x 6 x 0.15
	Coverage	85%
	Material	Silvered Copper
	Costruction	24 x 7 x 0.15
	Coverage	83%
Jacket	Material	PVC UV-Resistant
	Color	Black
	Diameter	10,80 ± 0,10

Weight	kg / km	164,0
Standards	MIL M17/075 - HD 605/A1 (UV resistance) - ROHS	

Technical Data

Impedance	Ohm	50 ± 2
Capacity	pF/m	98
Velocity Ratio	%	66
Inner Conductor Resistance	Ohm/km	5,7
Shield Resistance	Ohm/km	2,4
Return Loss 100-300 MHz	dB	> 35
Return Loss 300-900 MHz	dB	> 30
Screening Efficiency 100-900 MHz	dB	> 70
Temperature Range	Fixed Install.	- 15 °C / + 70 °C
Min. Bending Radius	Fixed Install.	10 x Diameter

Nominal attenuations @ 20°C

MHz	dB / 100
50	4,4
100	6,5
200	9,9
400	14,1
800	22,7
1000	24,9

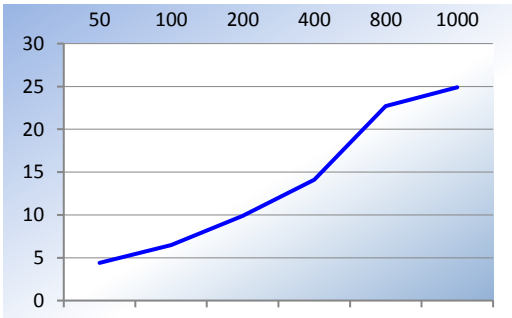

111 COAXIAL CABLE RG MIL

Item	**I205**
Description	**RG 59 B/U MIL M17/029**
Application	Video-equipment systems 75 OHM impedance for medium distances.

Construction

Ineer Conductor	Material	Copperweld
	Type	Solid
	n x mm	1 x 0,58
Dielectric	Material	Polyethylene
	Color	Transparent
	Diameter	3,70 ± 0,05
	Material	Bare Copper
Shield	Costruction	16 x 7 x 0.15
	Coverage	94%
Jacket	Material	PVC UV-Resistant
	Color	Black
	Diameter	6,15 ± 0,10

Weight	kg / km	53,0
Standards	MIL M17/029 - HD 605/A1 (UV resistance) - ROHS	

Technical Data

Impedance	Ohm	75 ± 3
Capacity	pF/m	67
Velocity Ratio	%	66
Inner Conductor Resistance	Ohm/km	160,0
Shield Resistance	Ohm/km	7,8
Return Loss 100-300 MHz	dB	> 35
Return Loss 300-900 MHz	dB	> 30
Screening Efficiency 100-900 MHz	dB	> 55
Temperature Range	Fixed Install.	- 15 °C / + 70 °C
Min. Bending Radius	Fixed Install.	10 x Diameter

Nominal attenuations @ 20°C

MHz	dB / 100
50	7,9
100	11,2
200	16,1
400	23,0
800	32,1
1000	40,0

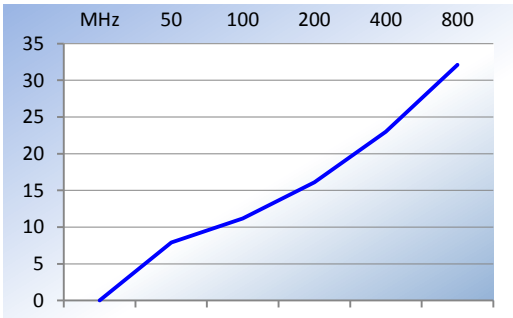

Item	**I203**
Description	**RG 11/U MIL M17/006**
Application	Video-equipment systems 75 OHM impedance also for long distances.

Construction

	Material	Tinned Copper
	Type	Stranded
	n x mm	7 x 0,40
	Material	Polyethylene
	Color	Transparent
	Diameter	7,25 ± 0,05
	Material	Bare Copper
	Costruction	24 x 8 x 0.18
	Coverage	97%
	Material	PVC UV-Resistant
	Color	Black
	Diameter	10,30 ± 0,10



	kg / km	150,0
	MIL M17/006 - HD 605/A1 (UV resistance) - ROHS	

Technical Data

Impedance	Ohm	75 ± 3
Capacity	pF/m	67
Velocity Ratio	%	66
Inner Conductor Resistance	Ohm/km	21,0
Shield Resistance	Ohm/km	3,2
Return Loss 100-300 MHz	dB	> 35
Return Loss 300-900 MHz	dB	> 30
Screening Efficiency 100-900 MHz	dB	> 60
Temperature Range	Fixed Install.	- 15 °C / + 70 °C
Min. Bending Radius	Fixed Install.	10 x Diameter

Nominal attenuations @ 20°C

MHz	dB / 100
50	5,5
100	7,9
200	11,2
400	16,3
800	21,0
1000	26,3

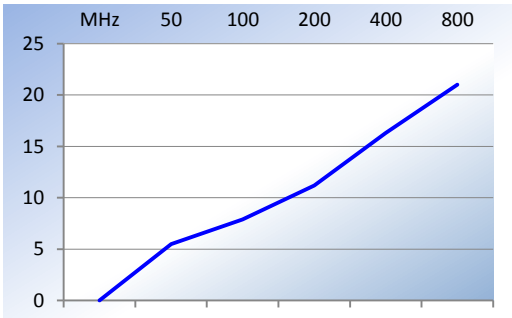

PROSPECTA GROUP

Item	**I043**
Description	**RG 174/U MIL C17**
Application	Radio-frequency systems 50 OHM impedance passing through small spaces and short distance with a low power.

Construction

Ineer Conductor	Material	Tinned Copper
	Type	Stranded
	n x mm	7 x 0,16
Dielectric	Material	Polyethylene
	Color	Transparent
	Diameter	1,50 ± 0,05
	Material	Tinned Copper
Shield	Costruction	16 x 4 x 0,10
	Coverage	85%
Jacket	Material	PVC UV-Resistant
	Color	Black
	Diameter	2,80 ± 0,10

Weight	kg / km	13,0
Standards	MIL M17/119 - HD 605/A1 (UV resistance) - ROHS	

Technical Data

Impedance	Ohm	50 ± 3
Capacity	pF/m	99
Velocity Ratio	%	66
Inner Conductor Resistance	Ohm/km	300,0
Shield Resistance	Ohm/km	35,1
Return Loss 100-300 MHz	dB	> 30
Return Loss 300-900 MHz	dB	> 28
Screening Efficiency 100-900 MHz	dB	> 55
Temperature Range	Fixed Install.	- 15 °C / + 70 °C
Min. Bending Radius	Fixed Install.	10 x Diameter

Nominal attenuations @ 20°C

MHz	dB / 100
50	19,1
100	28,1
200	39,4
400	57,4
800	69,5
1000	98,5

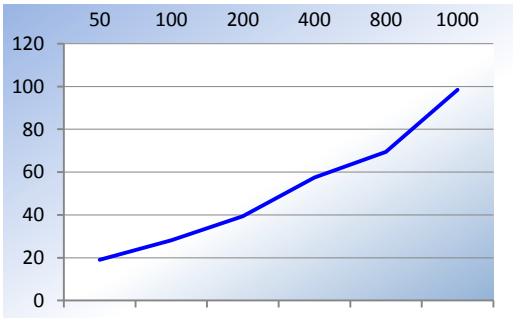

Item	**I014**
Description	**RG 58 C/U LOW LOSS**
Application	This cable with dielectric in polyethylene foam is particularly suitable for radio transmissions up to 900Mhz.

Construction

Ineer Conductor	Material	Tinned Copper
	Type	Stranded
	n x mm	19 x 0,18
Dielectric	Material	Polyethylene Foam G.I.
	Color	White
	Diameter	2,65 ± 0,05
	Material	Aluminium / PET foil
Shield	µ	9/12
	Coverage	100%
	Material	Tinned Copper
	Costruction	16 x 5 x 0,10
	Coverage	65%
Jacket	Material	PVC UV-Resistant
	Color	Black
	Diameter	5,00 ± 0,10

Weight	kg / km	31,0
Standards	HD 605/A1 (UV resistance) - ROHS	

Technical Data

Impedance	Ohm	50 ± 3
Capacity	pF/m	85
Velocity Ratio	%	80
Inner Conductor Resistance	Ohm/km	38,4
Shield Resistance	Ohm/km	25,6
Return Loss 100-300 MHz	dB	> 25
Return Loss 300-900 MHz	dB	> 20
Screening Efficiency 100-900 MHz	dB	> 80
Temperature Range	Fixed Install.	- 15 °C / + 70 °C
Min. Bending Radius	Fixed Install.	10 x Diameter

Nominal attenuations @ 20°C

MHz	dB / 100
50	8,3
100	11,9
200	18,3
400	29,5
800	38,1
1000	47,2

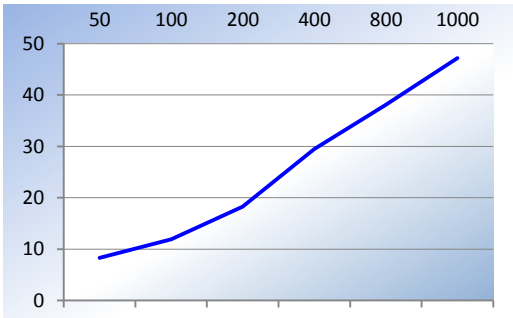

Item	**I012.1**
Description	**RG 58 C/U MIL C17**
Application	Radio-frequency systems 50 OHM impedance up to 430 MHz with average power.

Construction

Ineer Conductor	Material	Tinned Copper
	Type	Stranded
	n x mm	19 x 0,18
Dielectric	Material	Polyethylene
	Color	Transparent
	Diameter	2,95 ± 0,05
	Material	Tinned Copper
Shield	Costruction	16 x 6 x 0.10
	Coverage	78%
Jacket	Material	PVC UV-Resistant
	Color	Black
	Diameter	5,00 ± 0,10

Weight	kg / km	13,0
Standards	MIL M17/119 - HD 605/A1 (UV resistance) - ROHS	

Technical Data

Impedance	Ohm	50 ± 3
Capacity	pF/m	99
Velocity Ratio	%	66
Inner Conductor Resistance	Ohm/km	300,0
Shield Resistance	Ohm/km	35,1
Return Loss 100-300 MHz	dB	> 30
Return Loss 300-900 MHz	dB	> 28
Screening Efficiency 100-900 MHz	dB	> 55
Temperature Range	Fixed Install.	- 15 °C / + 70 °C
Min. Bending Radius	Fixed Install.	10 x Diameter

Nominal attenuations @ 20°C

MHz	dB / 100
50	19,1
100	28,1
200	39,4
400	57,4
800	69,5
1000	98,5

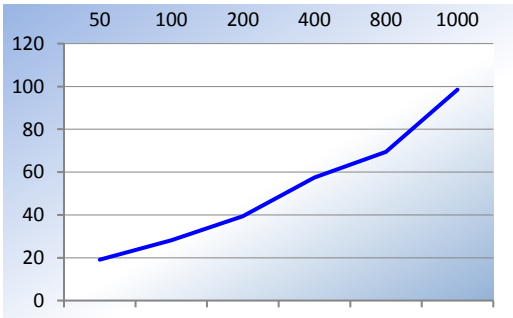

Item	**I215.1**
Description	**RG 223/U MIL C17**
Application	Radio-frequency systems 50 OHM impedance up to 430 MHz with average power. Very resistant to oxidation thanks to silvered copper.

Construction

Ineer Conductor	Material	Tinned Copper
	Type	Solid
	n x mm	1 x 0,90
Dielectric	Material	Polyethylene
	Color	Transparent
	Diameter	2,95 ± 0,05
	Material	Tinned Copper
Shield	Costruction	16 x 7 x 0.12
	Coverage	94%
	Material	Tinned Copper
	Costruction	16 x 7 x 0.12
	Coverage	87%
Jacket	Material	PVC UV-Resistant
	Color	Black
	Diameter	5,40 ± 0,10

Weight	kg / km	49,5
Standards	MIL M17/084 - HD 605/A1 (UV resistance) - ROHS	

Technical Data

Impedance	Ohm	50 ± 2
Capacity	pF/m	97
Velocity Ratio	%	66
Inner Conductor Resistance	Ohm/km	28,3
Shield Resistance	Ohm/km	6,7
Return Loss 100-300 MHz	dB	> 35
Return Loss 300-900 MHz	dB	> 30
Screening Efficiency 100-900 MHz	dB	> 70
Temperature Range	Fixed Install.	- 15 °C / + 70 °C
Min. Bending Radius	Fixed Install.	10 x Diameter

Nominal attenuations @ 20°C

MHz	dB / 100
50	10,2
100	14,9
200	23,8
400	33,2
800	43,9
1000	54,7

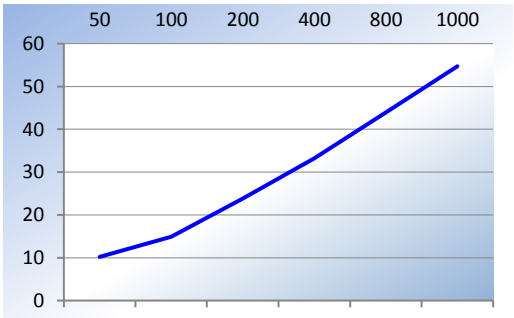

PROSPECTA GROUP

Item	**I213.1**
Description	**RG 214/U MIL C17**
Application	Radio-frequency systems 50 OHM impedance up to 430 MHz with average power. Very resistant to oxidation thanks to silvered copper.

Construction

Ineer Conductor	Material	Tinned Copper
	Type	Stranded
	n x mm	7 x 0,75
Dielectric	Material	Polyethylene
	Color	Transparent
	Diameter	7,25 ± 0,05
	Material	Tinned Copper
Shield	Costruction	24 x 6 x 0.15
	Coverage	85%
	Material	Tinned Copper
	Costruction	24 x 7 x 0.15
	Coverage	83%
Jacket	Material	PVC UV-Resistant
	Color	Black
	Diameter	10,80 ± 0,10

Weight	kg / km	154,0
Standards	MIL M17/074 - HD 605/A1 (UV resistance) - ROHS	

Technical Data

Impedance	Ohm	50 ± 2
Capacity	pF/m	98
Velocity Ratio	%	66
Inner Conductor Resistance	Ohm/km	5,7
Shield Resistance	Ohm/km	2,4
Return Loss 100-300 MHz	dB	> 35
Return Loss 300-900 MHz	dB	> 30
Screening Efficiency 100-900 MHz	dB	> 70
Temperature Range	Fixed Install.	- 15 °C / + 70 °C
Min. Bending Radius	Fixed Install.	10 x Diameter

Nominal attenuations @ 20°C

MHz	dB / 100
50	4,4
100	6,5
200	9,9
400	14,1
800	22,7
1000	24,9

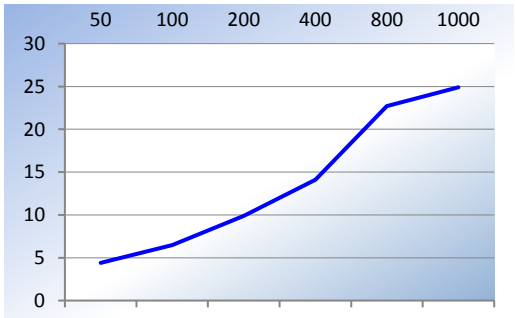

Item	**I217.1**
Description	**RG 213/U MIL C17**
Application	Radio-frequency systems 50 OHM impedance up to 430 MHz with high power.

Construction

Ineer Conductor	Material	Bare Copper
	Type	Stranded
	n x mm	7 x 0,75
Dielectric	Material	Polyethylene
	Color	Transparent
	Diameter	7,25 ± 0,05
	Material	Bare Copper
Shield	Costruction	24 x 12 x 0,10
	Coverage	90%
Jacket	Material	PVC UV-Resistant
	Color	Black
	Diameter	10,30 ± 0,10



Weight	kg / km	140,0
Standards	MIL C17 - HD 605/A1 (UV resistance) - ROHS	

Technical Data

Impedance	Ohm	50 ± 2
Capacity	pF/m	97
Velocity Ratio	%	66
Inner Conductor Resistance	Ohm/km	5,7
Shield Resistance	Ohm/km	6,8
Return Loss 100-300 MHz	dB	> 30
Return Loss 300-900 MHz	dB	> 28
Screening Efficiency 100-900 MHz	dB	> 60
Temperature Range	Fixed Install.	- 15 °C / + 70 °C
Min. Bending Radius	Fixed Install.	10 x Diameter

Nominal attenuations @ 20°C

MHz	dB / 100
50	4,5
100	6,3
200	9,4
400	13,8
800	21,7
1000	25,7

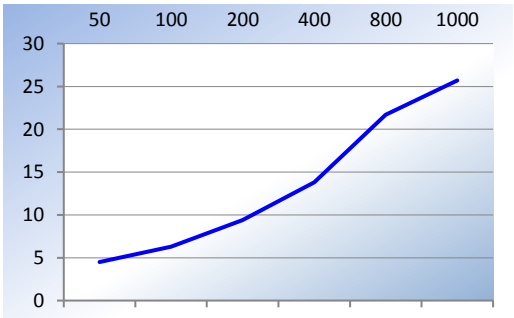

Item	**I219.3**
Description	**RG 59 B/U MIL C17**
Application	Video-equipment systems 75 OHM impedance for medium distances.

Construction

Ineer Conductor	Material	Copperweld
	Type	Solid
	n x mm	1 x 0,58
Dielectric	Material	Polyethylene
	Color	Transparent
	Diameter	3,70 ± 0,05
	Material	Bare Copper
Shield	Costruction	16 x 9 x 0,10
	Coverage	87%
Jacket	Material	PVC UV-Resistant
	Color	Black
	Diameter	6,15 ± 0,10

Weight	kg / km	41,5
Standards	HD 605/A1 (UV resistance) - ROHS	

Technical Data

Impedance	Ohm	75 ± 3
Capacity	pF/m	67
Velocity Ratio	%	66
Inner Conductor Resistance	Ohm/km	160,0
Shield Resistance	Ohm/km	12,0
Return Loss 100-300 MHz	dB	> 35
Return Loss 300-900 MHz	dB	> 30
Screening Efficiency 100-900 MHz	dB	> 55
Temperature Range	Fixed Install.	- 15 °C / + 70 °C
Min. Bending Radius	Fixed Install.	10 x Diameter

Nominal attenuations @ 20°C

MHz	dB / 100
50	8,1
100	11,4
200	16,4
400	23,5
800	32,7
1000	40,8

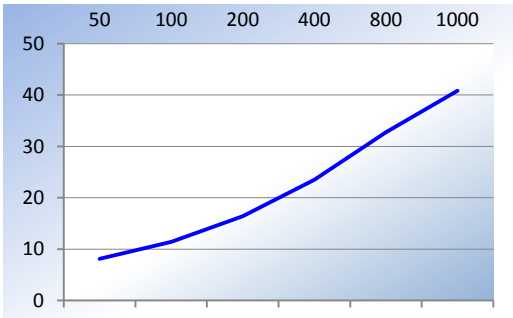

Item	**I037.1**
Description	**RG 11/U MIL C17**
Application	Video-equipment systems 75 OHM impedance also for long distances.

Construction

Ineer Conductor	Material	Tinned Copper
	Type	Stranded
	n x mm	7 x 0,40
Dielectric	Material	Polyethylene
	Color	Transparent
	Diameter	7,25 ± 0,05
	Material	Bare Copper
Shield	Costruction	24 x 12 x 0,10
	Coverage	90%
Jacket	Material	PVC UV-Resistant
	Color	Black
	Diameter	10,30 ± 0,10



Weight	kg / km	155,0
Standards	MIL C17 - HD 605/A1 (UV resistance) - ROHS	

Technical Data

Impedance	Ohm	75 ± 3
Capacity	pF/m	67
Velocity Ratio	%	66
Inner Conductor Resistance	Ohm/km	21,0
Shield Resistance	Ohm/km	6,8
Return Loss 100-300 MHz	dB	> 35
Return Loss 300-900 MHz	dB	> 30
Screening Efficiency 100-900 MHz	dB	> 60
Temperature Range	Fixed Install.	- 15 °C / + 70 °C
Min. Bending Radius	Fixed Install.	10 x Diameter

Nominal attenuations @ 20°C

MHz	dB / 100
50	5,5
100	7,9
200	11,2
400	16,3
800	21,0
1000	26,3

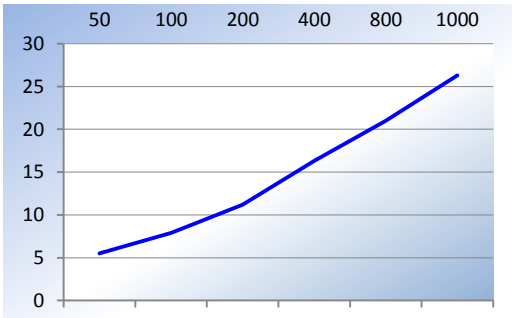

PROSPECTA GROUP

113 SPECIAL COAXIAL CABLE RG

Item	**I158**
Description	**RG 8/XX LOW LOSS**
Application	Radio-frequency systems 50 OHM impedance. This cable with dielectric in polyethylene foam is particularly suitable for radio transmissions up to 900Mhz.

Construction

Ineer Conductor	Material	Tinned Copper
	Type	Stranded
	n x mm	19 x 0,30
Dielectric	Material	Polyethylene Foam G.I.
	Color	White
	Diameter	3,85 ± 0,05
	Material	Aluminium / PET foil
Shield	µ	9/12
	Coverage	100%
	Material	Tinned Copper
	Costruction	24 x 8 x 0,10
	Coverage	95%
Jacket	Material	PVC UV-Resistant
	Color	Black
	Diameter	6,00 ± 0,10
Weight	kg / km	51,0
Standards	HD 605/A1 (UV resistance) - ROHS	

Technical Data

Impedance	Ohm	50 ± 3
Capacity	pF/m	81
Velocity Ratio	%	85
Inner Conductor Resistance	Ohm/km	13,8
Shield Resistance	Ohm/km	11,1
Return Loss 100-300 MHz	dB	> 25
Return Loss 300-900 MHz	dB	> 20
Screening Efficiency 100-900 MHz	dB	> 70
Temperature Range	Fixed Install.	- 15 °C / + 70 °C
Min. Bending Radius	Fixed Install.	10 x Diameter

Nominal attenuations @ 20°C

MHz	dB / 100
50	7,7
100	10,1
200	14,0
400	22,5
800	32,0
1000	36,5

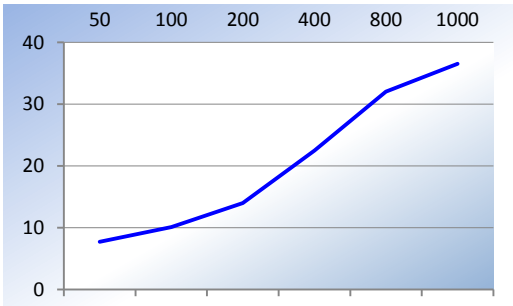

Item	**I999/N**
Description	**XT 2.400 LOW LOSS**
Application	Radio-frequency systems 50 OHM impedance. The construction and the materials make this cable particularly suitable for radio transmissions up to 2.400 Mhz.

Construction

Ineer Conductor	Material	Bare Copper
	Type	Solid
	n x mm	1 x 0,90
Dielectric	Material	Polyethylene Foam G.I.
	Color	White
	Diameter	2,65 ± 0,05
	Material	Aluminium / PET foil/AL
Shield	µ	9/12/9
	Coverage	100%
	Material	Tinned Copper
	Costruction	16 x 7 x 0,10
	Coverage	88%
Jacket	Material	PVC UV-Resistant
	Color	Black
	Diameter	5,00 ± 0,10
Weight	kg / km	32,5
Standards	HD 605/A1 (UV resistance) - ROHS	

Technical Data

Impedance	Ohm	50 ± 3
Capacity	pF/m	85
Velocity Ratio	%	81
Inner Conductor Resistance	Ohm/km	28,3
Shield Resistance	Ohm/km	13,7
Return Loss 100-300 MHz	dB	> 25
Return Loss 300-900 MHz	dB	> 20
Screening Efficiency 100-900 MHz	dB	> 70
Temperature Range	Fixed Install.	- 15 °C / + 70 °C
Min. Bending Radius	Fixed Install.	10 x Diameter

Nominal attenuations @ 20°C

MHz	dB / 100
50	3,9
100	7,4
200	12,7
400	15,7
800	34,1
1000	39,4
1500	48,3
1800	52,9
2400	61,1
3000	68,3

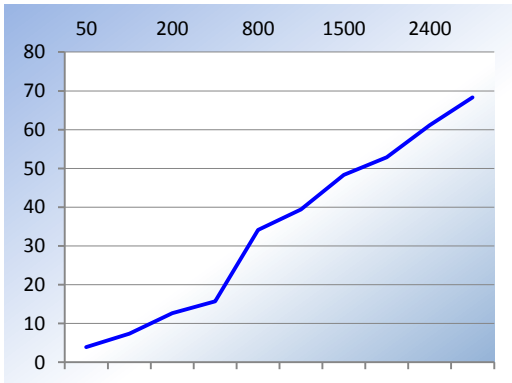

113 SPECIAL COAXIAL CABLE RG

Item	**I021**
Description	**RG 213/U MIL M17/074 SN**
Application	Radio-frequency systems 50 OHM impedance up to 430 MHz with high power. It has been developed for Nautical Industry with white sheath and with tinned copper in order to make it suitable to resist corrosion due to salt.

Construction

Ineer Conductor	Material	Tinned Copper
	Type	Stranded
	n x mm	7 x 0,75
Dielectric	Material	Polyethylene
	Color	Transparent
	Diameter	7,25 ± 0,05
	Material	Tinned Copper
Shield	Costruction	24 x 7 x 0,15
	Coverage	84%
Jacket	Material	PVC UV-Resistant
	Color	White
	Diameter	10,30 ± 0,10

Weight	kg / km	140,0
Standards	MIL C17 - HD 605/A1 (UV resistance) - ROHS	

Technical Data

Impedance	Ohm	50 ± 2
Capacity	pF/m	97
Velocity Ratio	%	66
Inner Conductor Resistance	Ohm/km	6,0
Shield Resistance	Ohm/km	5,4
Return Loss 100-300 MHz	dB	> 30
Return Loss 300-900 MHz	dB	> 28
Screening Efficiency 100-900 MHz	dB	> 60
Temperature Range	Fixed Install.	- 15 °C / + 70 °C
Min. Bending Radius	Fixed Install.	10 x Diameter

Nominal attenuations @ 20°C

MHz	dB / 100
50	4,6
100	6,4
200	9,5
400	13,8
800	21,8
1000	25,8

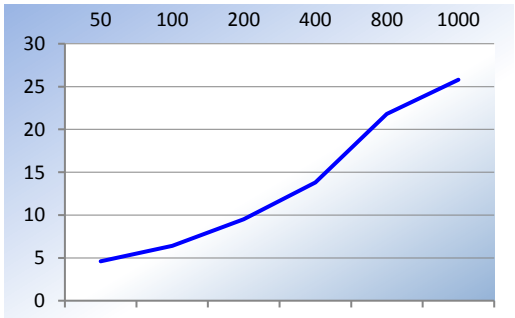

Item	**I114**
Description	**RG 213/XS LOW LOSS**
Application	Radio-frequency systems 50 OHM impedance up to 900 MHz. With the dielectric in Foam Polyethylene we obtain very low losses; the double shielding prevents almost any possibility of radio interference; the sheath made in special PVC, very soft, allow a very easy installation.

Construction

Ineer Conductor	Material	Bare Copper
	Type	Stranded
	n x mm	7 x 0,75
Dielectric	Material	Polyethylene Foam G.I.
	Color	White
	Diameter	6,5 ± 0,05
	Material	Aluminium / PET foil
Shield	µ	9/12
	Coverage	100%
	Material	Bare Copper
	Costruction	24 x 8 x 0,15
	Coverage	93%
Jacket	Material	Special PVC 60 Shore
	Color	Black
	Diameter	10,20 ± 0,10

Weight	kg / km	136,0
Standards	HD 605/A1 (UV resistance) - ROHS	

Technical Data

Impedance	Ohm	50 ± 3
Capacity	pF/m	89
Velocity Ratio	%	75
Inner Conductor Resistance	Ohm/km	5,7
Shield Resistance	Ohm/km	4,7
Return Loss 100-300 MHz	dB	> 25
Return Loss 300-900 MHz	dB	> 20
Screening Efficiency 100-900 MHz	dB	> 70
Temperature Range	Fixed Install.	- 15 °C / + 70 °C
Min. Bending Radius	Fixed Install.	10 x Diameter

Nominal attenuations @ 20°C

MHz	dB / 100
50	3,8
100	5,5
200	7,8
400	11,5
800	18,0
1000	20,2

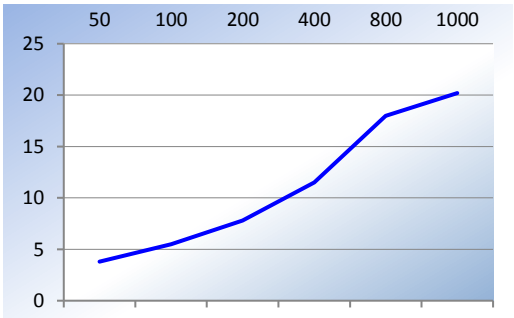

PROSPECTA GROUP

113 SPECIAL COAXIAL CABLE RG

Item	**I019**
Description	**RT 50/20 LOW LOSS**
Application	Radio-frequency systems 50 OHM impedance up to 900 MHz. With the dielectric in Foam Polyethylene we obtain very low losses; the double shielding prevents almost any possibility of radio interference; the Polyethylene UV-Resistant sheath allows an outdoor installation.

Construction

Ineer Conductor	Material	Bare Copper
	Type	Solid
	n x mm	1 x 2,50
Dielectric	Material	Polyethylene Foam G.I.
	Color	White
	Diameter	7.00 ± 0,05
Shield	Material	Copper / PET foil
	µ	9/12
	Coverage	100%
	Material	Bare Copper
	Costruction	24 x 8 x 0,18
	Coverage	99%
Jacket	Material	PVC UV-Resistant
	Color	Black
	Diameter	10,00 ± 0,10

Weight	kg / km	148,0
Standards	HD 605/A1 (UV resistance) - ROHS	

Technical Data

Impedance	Ohm	50 ± 3
Capacity	pF/m	81
Velocity Ratio	%	82
Inner Conductor Resistance	Ohm/km	3,5
Shield Resistance	Ohm/km	2,7
Return Loss 100-300 MHz	dB	> 35
Return Loss 300-900 MHz	dB	> 30
Screening Efficiency 100-900 MHz	dB	> 70
Temperature Range	Fixed Install.	- 15 °C / + 70 °C
Min. Bending Radius	Fixed Install.	10 x Diameter

Nominal attenuations @ 20°C

MHz	dB / 100
50	3,0
100	4,4
200	6,3
400	9,3
800	14,0
1000	16,0

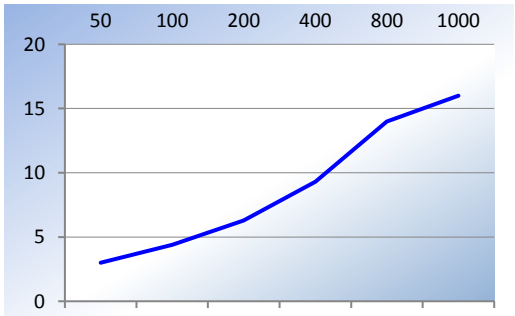

Item	**I035**
Description	**RT 50/200 AIR PLUS**
Application	Radio-frequency systems 50 OHM impedance up to 900 MHz. With the dielectric in tubolar Polyethylene we obtain very low losses; the double shielding prevents almost any possibility of radio interference; the Polyethylene UV-Resistant sheath allows an outdoor installation.

Construction

Ineer Conductor	Material	Bare Copper
	Type	Solid
	n x mm	1 x 2,50
Dielectric	Material	Polyethylene Air Tube
	Color	Transparent
	Diameter	7.40 ± 0,05
Shield	Material	Copper / PET foil
	µ	9/12
	Coverage	100%
	Material	Bare Copper
	Costruction	24 x 8 x 0,18
	Coverage	99%
Jacket	Material	PVC UV-Resistant
	Color	Black
	Diameter	10,00 ± 0,10

Weight	kg / km	122,0
Standards	HD 605/A1 (UV resistance) - ROHS	

Technical Data

Impedance	Ohm	50 ± 3
Capacity	pF/m	87
Velocity Ratio	%	77
Inner Conductor Resistance	Ohm/km	3,5
Shield Resistance	Ohm/km	2,7
Return Loss 100-300 MHz	dB	> 35
Return Loss 300-900 MHz	dB	> 30
Screening Efficiency 100-900 MHz	dB	> 70
Temperature Range	Fixed Install.	- 15 °C / + 70 °C
Min. Bending Radius	Fixed Install.	10 x Diameter

Nominal attenuations @ 20°C

MHz	dB / 100
50	3,0
100	4,2
200	6,0
400	9,0
800	13,6
1000	15,6

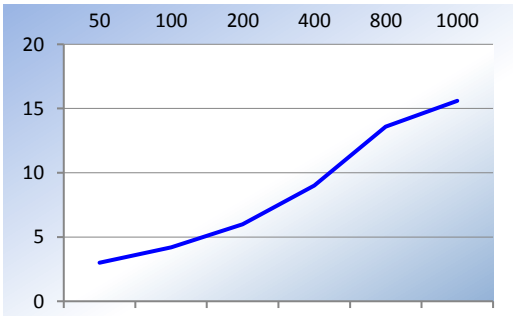

115 RG COAXIAL CABLE FOR CCTV

Item	**I022**
Description	**RG 59 B/U DOUBLE SHIELDING**
Application	Transmissions of video signals in presence of strong electromagnetic interferences.

Construction

Ineer Conductor	Material	Bare Copper
	Type	Solid
	n x mm	1 x 0,60
Dielectric	Material	Polyethylene
	Color	Transparent
	Diameter	3,60 ± 0,05
	Material	Tinned Copper
Shield	Costruction	16 x 7 x 0,10
	Coverage	76%
	Material	Tinned Copper
	Costruction	16 x 7 x 0,10
	Coverage	71%
Jacket	Material	PVC UV-Resistant
	Color	Blue RAL 5015
	Diameter	10,30 ± 0,10

Weight	kg / km	52,0
Standards	HD 605/A1 (UV resistance) - ROHS	

Technical Data

Impedance	Ohm	75 ± 3
Capacity	pF/m	67
Velocity Ratio	%	66
Inner Conductor Resistance	Ohm/km	6,4
Shield Resistance	Ohm/km	9,2
Return Loss 100-300 MHz	dB	> 35
Return Loss 300-900 MHz	dB	> 30
Screening Efficiency 100-900 MHz	dB	> 60
Temperature Range	Fixed Install.	- 15 °C / + 70 °C
Min. Bending Radius	Fixed Install.	10 x Diameter

Nominal attenuations @ 20°C

MHz	dB / 100
50	8,1
100	11,4
200	16,4
400	23,5
800	32,7
1000	40,8

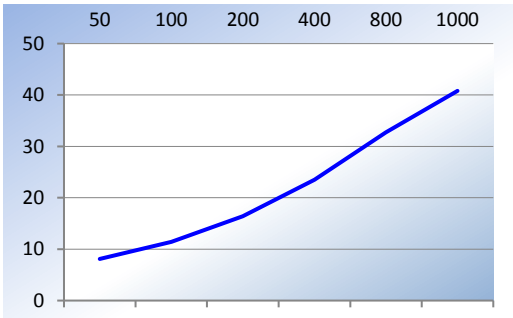

Item	**I219.3PE**
Description	**RG 59 B/U UNDERGROUND**
Application	Video-equipment systems 75 OHM impedance for medium distances. Suitable for underground installation and in water stagnation areas.

Construction

Ineer Conductor	Material	Copperweld
	Type	Solid
	n x mm	1 x 0,58
Dielectric	Material	Polyethylene
	Color	Transparent
	Diameter	3,70 ± 0,05
	Material	Bare Copper
Shield	Costruction	16 x 9 x 0,10
	Coverage	87%
Jacket	Material	PE UV-Resistant
	Color	Black
	Diameter	6,15 ± 0,10

Weight	kg / km	38,5
Standards	MIL C17 - HD 605/A1 (UV resistance) - ROHS	

Technical Data

Impedance	Ohm	75 ± 3
Capacity	pF/m	67
Velocity Ratio	%	66
Inner Conductor Resistance	Ohm/km	160,0
Shield Resistance	Ohm/km	12,0
Return Loss 100-300 MHz	dB	> 35
Return Loss 300-900 MHz	dB	> 30
Screening Efficiency 100-900 MHz	dB	> 55
Temperature Range	Fixed Install.	- 15 °C / + 70 °C
Min. Bending Radius	Fixed Install.	10 x Diameter

Nominal attenuations @ 20°C

MHz	dB / 100
50	8,1
100	11,4
200	16,4
400	23,5
800	32,7
1000	40,8

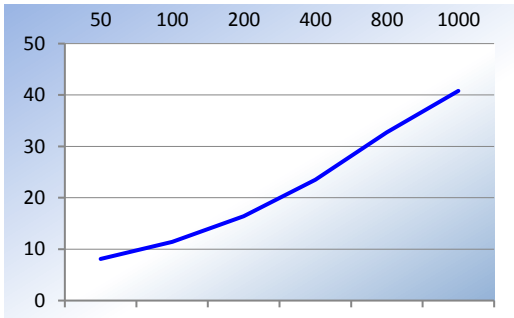

PROSPECTA GROUP

115 RG COAXIAL CABLE FOR CCTV

Item	**I210**
Description	**RG 59 B/U PUR**
Application	Video control connection at distance. The flexible outer sheath made in Polyurethane grants high resistance to oils, to hydrocarbons and to the most common aggressive chemical agents. Can be used also in submarine installations.

Construction

Ineer Conductor	Material	Copperweld
	Type	Solid
	n x mm	1 x 0,58
Dielectric	Material	Polyethylene
	Color	Transparent
	Diameter	3,70 ± 0,05
	Material	Bare Copper
Shield	Costruction	16 x 7 x 0.15
	Coverage	94%
Jacket	Material	Polyurethane
	Color	Orange
	Diameter	6,15 ± 0,10

Weight	kg / km	52,0
Standards	HD 605/A1 (UV resistance) - ROHS	

Technical Data

Impedance	Ohm	75 ± 3
Capacity	pF/m	67
Velocity Ratio	%	66
Inner Conductor Resistance	Ohm/km	160,0
Shield Resistance	Ohm/km	7,8
Return Loss 100-300 MHz	dB	> 35
Return Loss 300-900 MHz	dB	> 30
Screening Efficiency 100-900 MHz	dB	> 55
Temperature Range	Fixed Install.	- 15 °C / + 70 °C
Min. Bending Radius	Fixed Install.	10 x Diameter

Nominal attenuations @ 20°C

MHz	dB / 100
50	7,9
100	11,2
200	16,1
400	23,0
800	32,1
1000	40,0

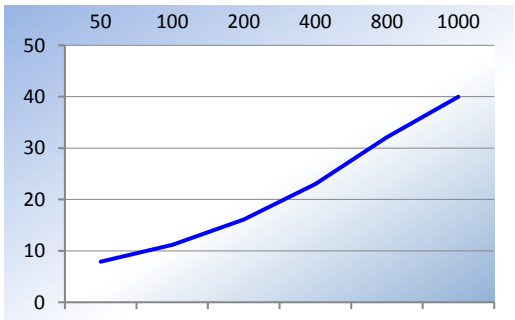

Item	**I216**
Description	**RG 11/U PUR**
Application	Video control connection at long distance. The flexible outer sheath made in Polyurethane grants high resistance to oils, to hydrocarbons and to the most common aggressive chemical agents. Can be used also in submarine installations.

Construction

Ineer Conductor	Material	Tinned Copper
	Type	Stranded
	n x mm	7 x 0,40
Dielectric	Material	Polyethylene
	Color	Transparent
	Diameter	7,25 ± 0,05
	Material	Bare Copper
Shield	Costruction	24 x 8 x 0.18
	Coverage	97%
Jacket	Material	PVC UV-Resistant
	Color	Black
	Diameter	9,40 ± 0,10
	Material	Polyurethane
	Color	Orange
	Diameter	10,30 ± 0,10

Weight	kg / km	175,0
Standards	MIL C17 - HD 605/A1 (UV resistance) - ROHS	

Technical Data

Impedance	Ohm	75 ± 3
Capacity	pF/m	67
Velocity Ratio	%	66
Inner Conductor Resistance	Ohm/km	21,0
Shield Resistance	Ohm/km	3,2
Return Loss 100-300 MHz	dB	> 35
Return Loss 300-900 MHz	dB	> 30
Screening Efficiency 100-900 MHz	dB	> 60
Temperature Range	Fixed Install.	- 15 °C / + 70 °C
Min. Bending Radius	Fixed Install.	10 x Diameter

Nominal attenuations @ 20°C

MHz	dB / 100
50	5,5
100	7,9
200	11,2
400	16,3
800	21,0
1000	26,3

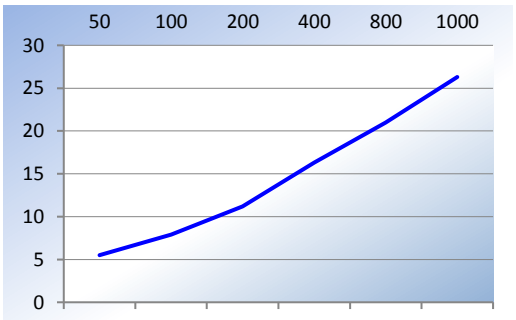

115 RG COAXIAL CABLE FOR CCTV

Item	**I205AR**
Description	**RG 59 B/U ARMORED**
Application	Video control at medium distance. Can be used in underground installations where there is water stagnation; the armoring made in galvanized steel protect from rodents.

Construction

Ineer Conductor	Material	Copperweld
	Type	Solid
	n x mm	1 x 0,58
Dielectric	Material	Polyethylene
	Color	Transparent
	Diameter	3,70 ± 0,05
	Material	Bare Copper
Shield	Costruction	16 x 7 x 0.15
	Coverage	94%
Innenmantel	Material	PVC UV-Resistant
	Color	Black
	Diameter	6,15 ± 0,10
Armor	Material	Galvanized Steel
	Costruction	24 x 3 x 0,300
	Coverage	80%
Jacket	Material	Polyethylene
	Color	Black
	Diameter	9,50 ± 0,10

Weight	kg / km	123,0
Standards	MIL M17/029 - HD 605/A1 (UV resistance) - ROHS	

Technical Data

Impedance	Ohm	75 ± 3
Capacity	pF/m	67
Velocity Ratio	%	66
Inner Conductor Resistance	Ohm/km	160,0
Shield Resistance	Ohm/km	7,8
Return Loss 100-300 MHz	dB	> 35
Return Loss 300-900 MHz	dB	> 30
Screening Efficiency 100-900 MHz	dB	> 55
Temperature Range	Fixed Install.	- 15 °C / + 70 °C
Min. Bending Radius	Fixed Install.	10 x Diameter

Nominal attenuations @ 20°C

MHz	dB / 100
50	7,9
100	11,2
200	16,1
400	23,0
800	32,1
1000	40,0

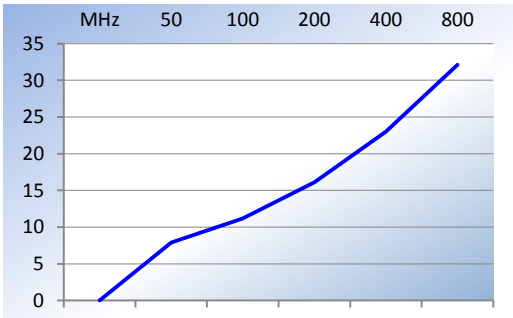

Item	**I203AR**
Description	**RG 11/U ARMORED**
Application	Video control at long distance. Can be used in underground installations where there is water stagnation; the armoring made in galvanized steel protect from rodents.

Construction

Ineer Conductor	Material	Tinned Copper
	Type	Stranded
	n x mm	7 x 0,40
Dielectric	Material	Polyethylene
	Color	Transparent
	Diameter	7,25 ± 0,05
	Material	Bare Copper
Shield	Costruction	24 x 8 x 0.18
	Coverage	97%
Innenmantel	Material	PVC UV-Resistant
	Color	Black
	Diameter	10,30 ± 0,10
Armor	Material	Galvanized Steel
	Costruction	24 x 5 x 0,300
	Coverage	86%
Jacket	Material	Polyethylene
	Color	Black
	Diameter	13,70 ± 0,10



Weight	kg / km	275,0
Standards	MIL M17/006 - HD 605/A1 (UV resistance) - ROHS	

Technical Data

Impedance	Ohm	75 ± 3
Capacity	pF/m	67
Velocity Ratio	%	66
Inner Conductor Resistance	Ohm/km	21,0
Shield Resistance	Ohm/km	3,2
Return Loss 100-300 MHz	dB	> 35
Return Loss 300-900 MHz	dB	> 30
Screening Efficiency 100-900 MHz	dB	> 60
Temperature Range	Fixed Install.	- 15 °C / + 70 °C
Min. Bending Radius	Fixed Install.	10 x Diameter

Nominal attenuations @ 20°C

MHz	dB / 100
50	5,5
100	7,9
200	11,2
400	16,3
800	21,0
1000	26,3

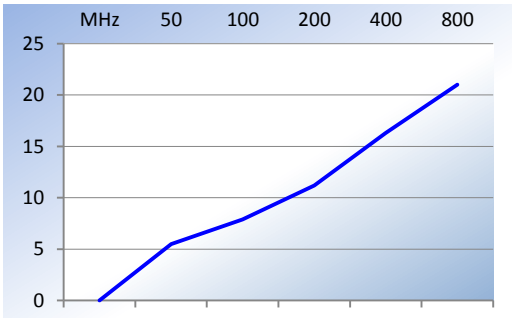

PROSPECTA GROUP

117 RG COAXIAL CABLE IEC 60754.1

Item	**I204ZH**
Description	**RG 58 C/U MIL M17/028 IEC 60754.1**
Application	Radio-frequency systems 50 OHM impedance up to 430 MHz with average power. Use this cable where a LSZH sheath is required.

Construction

Ineer Conductor	Material	Tinned Copper
	Type	Stranded
	n x mm	19 x 0,18
Dielectric	Material	Polyethylene
	Color	Transparent
	Diameter	2,95 ± 0,05
	Material	Tinned Copper
Shield	Costruction	16 x 7 x 0.12
	Coverage	93%
Jacket	Material	Halogen-free M1
	Color	Black
	Diameter	5,00 ± 0,10

Weight	kg / km	37,5
Standards	IEC 60754.1 - ROHS	

Technical Data

Impedance	Ohm	50 ± 2.5
Capacity	pF/m	98
Velocity Ratio	%	66
Inner Conductor Resistance	Ohm/km	38,4
Shield Resistance	Ohm/km	17,0
Return Loss 100-300 MHz	dB	> 35
Return Loss 300-900 MHz	dB	> 30
Screening Efficiency 100-900 MHz	dB	> 55
Temperature Range	Fixed Install.	- 15 °C / + 70 °C
Min. Bending Radius	Fixed Install.	10 x Diameter

Nominal attenuations @ 20°C

MHz	dB / 100
50	9,5
100	13,6
200	22,8
400	33,6
800	50,1
1000	56,9

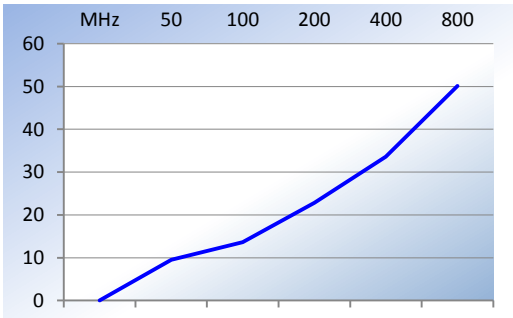

Item	**I218ZH**
Description	**RG 213/U MIL M17/074 IEC 60754.1**
Application	Radio-frequency systems 50 OHM impedance up to 430 MHz with high power. Use this cable where a LSZH sheath is required.

Construction

Ineer Conductor	Material	Bare Copper
	Type	Stranded
	n x mm	7 x 0,75
Dielectric	Material	Polyethylene
	Color	Transparent
	Diameter	7,25 ± 0,05
	Material	Bare Copper
Shield	Costruction	24 x 8 x 0.18
	Coverage	97%
Jacket	Material	Halogen-free M1
	Color	Black
	Diameter	10,30 ± 0,10



Weight	kg / km	154,0
Standards	IEC 60754.1 - ROHS	

Technical Data

Impedance	Ohm	50 ± 2
Capacity	pF/m	97
Velocity Ratio	%	66
Inner Conductor Resistance	Ohm/km	5,7
Shield Resistance	Ohm/km	3,2
Return Loss 100-300 MHz	dB	> 30
Return Loss 300-900 MHz	dB	> 28
Screening Efficiency 100-900 MHz	dB	> 60
Temperature Range	Fixed Install.	- 15 °C / + 70 °C
Min. Bending Radius	Fixed Install.	10 x Diameter

Nominal attenuations @ 20°C

MHz	dB / 100
50	4,5
100	6,3
200	9,4
400	13,8
800	21,7
1000	25,7

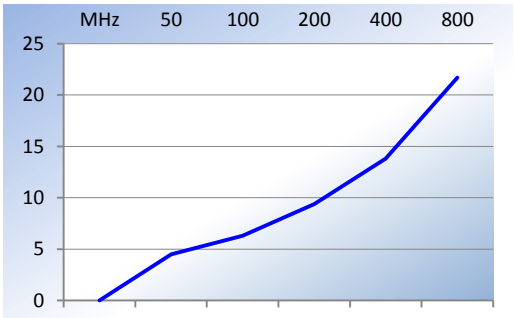

117 RG COAXIAL CABLE IEC 60754.1

Item	**I205ZH**
Description	**RG 59 B/U MIL M17/029 IEC 60754.1**
Application	Video-equipment systems 75 OHM impedance for medium distances. Use this cable where a LSZH sheath is required.

Construction

Ineer Conductor	Material	Copperweld
	Type	Solid
	n x mm	1 x 0,58
Dielectric	Material	Polyethylene
	Color	Transparent
	Diameter	3,70 ± 0,05
	Material	Bare Copper
Shield	Costruction	16 x 7 x 0.15
	Coverage	94%
Jacket	Material	Halogen-free M1
	Color	Black
	Diameter	6,15 ± 0,10

Weight	kg / km	53,0
Standards	MIL M17/029 - HD 605/A1 (UV resistance) - ROHS	

Technical Data

Impedance	Ohm	75 ± 3
Capacity	pF/m	67
Velocity Ratio	%	66
Inner Conductor Resistance	Ohm/km	160,0
Shield Resistance	Ohm/km	7,8
Return Loss 100-300 MHz	dB	> 35
Return Loss 300-900 MHz	dB	> 30
Screening Efficiency 100-900 MHz	dB	> 55
Temperature Range	Fixed Install.	- 15 °C / + 70 °C
Min. Bending Radius	Fixed Install.	10 x Diameter

Nominal attenuations @ 20°C

MHz	dB / 100
50	7,9
100	11,2
200	16,1
400	23,0
800	32,1
1000	40,0

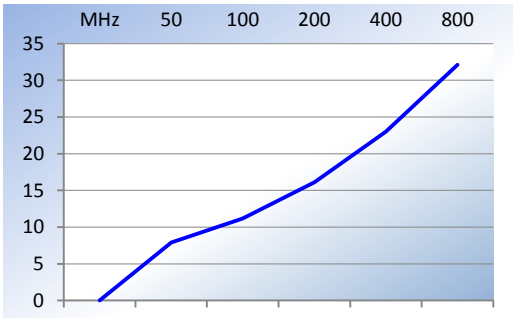

Item	**I203ZH**
Description	**RG 11/U MIL M17/006 IEC 60754.1**
Application	Video-equipment systems 75 OHM impedance also for long distances. Use this cable where a LSZH sheath is required.

Construction

Ineer Conductor	Material	Tinned Copper
	Type	Stranded
	n x mm	7 x 0,40
Dielectric	Material	Polyethylene
	Color	Transparent
	Diameter	7,25 ± 0,05
	Material	Bare Copper
Shield	Costruction	24 x 8 x 0.18
	Coverage	97%
Jacket	Material	Halogen-free M1
	Color	Black
	Diameter	10,30 ± 0,10



Weight	kg / km	150,0
Standards	MIL M17/006 - HD 605/A1 (UV resistance) - ROHS	

Technical Data

Impedance	Ohm	75 ± 3
Capacity	pF/m	67
Velocity Ratio	%	66
Inner Conductor Resistance	Ohm/km	21,0
Shield Resistance	Ohm/km	3,2
Return Loss 100-300 MHz	dB	> 35
Return Loss 300-900 MHz	dB	> 30
Screening Efficiency 100-900 MHz	dB	> 60
Temperature Range	Fixed Install.	- 15 °C / + 70 °C
Min. Bending Radius	Fixed Install.	10 x Diameter

Nominal attenuations @ 20°C

MHz	dB / 100
50	5,5
100	7,9
200	11,2
400	16,3
800	21,0
1000	26,3

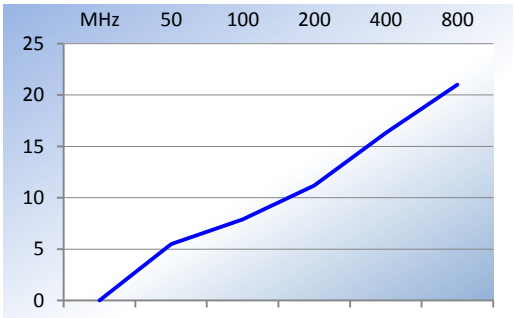

PROSPECTA GROUP

117 RG COAXIAL CABLE IEC 60754.1

Item	**I219.3ZH**
Description	**RG 59 B/U IEC 60754.1**
Application	Video-equipment systems 75 OHM impedance for medium distances. Use this cable where a LSZH sheath is required.

Construction

Ineer Conductor	Material	Copperweld
	Type	Solid
	n x mm	1 x 0,58
Dielectric	Material	Polyethylene
	Color	Transparent
	Diameter	3,70 ± 0,05
	Material	Bare Copper
Shield	Costruction	16 x 9 x 0,10
	Coverage	87%
Jacket	Material	Halogen-free M1
	Color	Black
	Diameter	6,15 ± 0,10

Weight	kg / km	41,5
Standards	IEC 60754.1 - ROHS	

Technical Data

Impedance	Ohm	75 ± 3
Capacity	pF/m	67
Velocity Ratio	%	66
Inner Conductor Resistance	Ohm/km	160,0
Shield Resistance	Ohm/km	12,0
Return Loss 100-300 MHz	dB	> 35
Return Loss 300-900 MHz	dB	> 30
Screening Efficiency 100-900 MHz	dB	> 55
Temperature Range	Fixed Install.	- 15 °C / + 70 °C
Min. Bending Radius	Fixed Install.	10 x Diameter

Nominal attenuations @ 20°C

MHz	dB / 100
50	8,1
100	11,4
200	16,4
400	23,5
800	32,7
1000	40,8

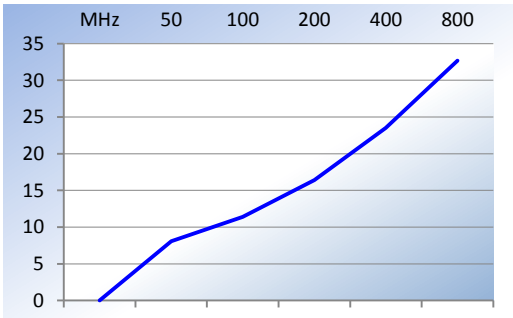

Item	**I037ZH**
Description	**RG 11/U IEC 60754.1**
Application	Video-equipment systems 75 OHM impedance also for long distances. Use this cable where a LSZH sheath is required.

Construction

Ineer Conductor	Material	Tinned Copper
	Type	Stranded
	n x mm	7 x 0,40
Dielectric	Material	Polyethylene
	Color	Transparent
	Diameter	7,25 ± 0,05
	Material	Bare Copper
Shield	Costruction	24 x 12 x 0,10
	Coverage	90%
Jacket	Material	Halogen-free M1
	Color	Black
	Diameter	10,30 ± 0,10



Weight	kg / km	155,0
Standards	IEC 60754.1 - ROHS	

Technical Data

Impedance	Ohm	75 ± 3
Capacity	pF/m	67
Velocity Ratio	%	66
Inner Conductor Resistance	Ohm/km	21,0
Shield Resistance	Ohm/km	3,2
Return Loss 100-300 MHz	dB	> 35
Return Loss 300-900 MHz	dB	> 30
Screening Efficiency 100-900 MHz	dB	> 60
Temperature Range	Fixed Install.	- 15 °C / + 70 °C
Min. Bending Radius	Fixed Install.	10 x Diameter

Nominal attenuations @ 20°C
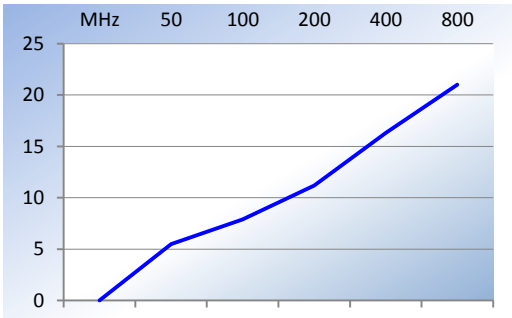
MHz	dB / 100
50	5,5
100	7,9
200	11,2
400	16,3
800	21,0
1000	26,3